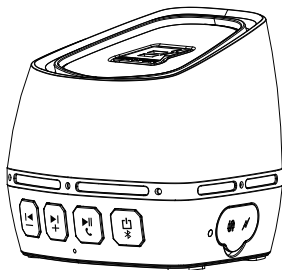




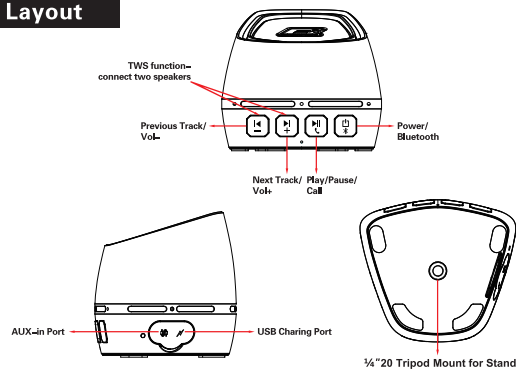
## Quick Start Guide

The Pipe Wireless Speaker  
Play Everything, Mount Anywhere

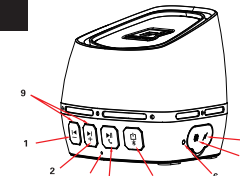


Model: Braaper  
FC CE RoHS

## Layout



## Operations



1. Short press to volume down, press and hold to previous track  
Press and hold volume up and down at same time for TWS function.
2. Short press to volume up, press and hold to next track,  
sound message release when reach max volume.
3. Mic Input
4. Short press to Play/Pause. Hands free function : short press to answer the phone call,  
hang up the phone call with short press
5. Press and hold to power on/off. Power on /off with sound message release.  
Short press twice to unpaired Bluetooth
6. LED Indicate. Power on/off. Power on, LED turns fast flash,  
slow flash after paired. LED turns red when charging, off after fully charged.
7. Aux input
8. USB Charging Port
9. TWS means two speakers connect to create stereo sound

## Specification

Model : Braaper	Output Power : 5W
Size : 88*76*78 mm	Driver : φ52mm
Weight : 0.58lbs	SPL ( mV ) : 200mV
Bluetooth Version : 2.1	THD : 1% Max Volume
Waterproof Level : IPX6	Load Impedence : 4Ω
Charge Time : 3 hours	S/N : ≥70dB
Playtime : 5Hours(50%)	Max Noise : ≤3mV
Power supply : 3.7V 1200mAh	Charge Voltage : 5V/2A Max

## Notice

1. Factory Default Volume: Level 16. Max volume is Level 32
2. Line in connection. When Bluetooth connected, plug aux in cable,  
speaker will turn to Aux in model automatically.
3. The speaker will power off automatically if there is nothing connected or playing after 2mins.  
And speaker will power off after 15mins if nothing play with Bluetooth.  
Warm note: Please keep USB cover tight before put it into water,  
otherwise it will be damage the device.

### Warm note:

Please keep USB cover tight before put it into water, otherwise it will be damage the device.

## TWS Instruction

1. Turn off the Bluetooth of your smartphone/device;
2. Turn on 2 BRAAPER Speakers. Press the volume down and up button about 5S,  
until the voice appears "paired", the speaker connects connect successfully;
3. Turn on the Bluetooth of your smartphone/device and connect with the Bluetooth  
speaker "BRAAPER" and play music.
4. If you want to cancel the Twin Pair TWS, please press the Volume down and up  
button about 5S, it will be disconnected the speakers.

## FAQ

1. Poor sound quality  
Please make sure the speaker and device are between effective transmission distance(32feet)  
and there is no barriers in between.
2. Bluetooth can not be paired.  
Please make sure that speaker and Bluetooth device are paired or in pairing mode.  
Please make sure that there is no Aux-in cable plugged into speaker.  
One speaker only can pair with one device.
3. Can not charge the speaker  
Please try another charging cable or another AC adaptor to test.
4. Speaker could not play music in water properly as the driver cone need to move back and forth.  
And Bluetooth stability and transmission distance will be affected in the water.

## Package Components



1xBRAAPER



1xUSB to MINI USB  
CHARGING CABLE



1xAUX LINE-IN  
JACK CABLE



1xPROTECTIVE  
MICROFIBER POUCHETTE



1xUSER GUIDE AND  
SAFETY SHEET